

SAINIK SCHOOL KALIKIRI

MARKS STATEMENT OF PERIODIC 3 : 2022-23;CLASS X

Sl No	Roll No	Name	Sec	House	English			Lang II			Maths			Science			Soc Science			Total			Rank	Comments		
					Marks	%	Grades	Hin	Tel	Marks	%	Grades	Marks	%	Grades	Marks	%	Grades	Marks	%	Grades	Marks			%	Grades
1	449	NAMALA HARSHA VARDHAN REDDY	C	Godavari	19	95	A1		20	20	100	A1	20	100	A1	20	100	A1	20	100	A1	99	99.00	A1	1	
2	450	GANACHARI VISHWAMBHAR	C	KRISHNA	19	95	A1		20	20	100	A1	20	100	A1	20	100	A1	20	100	A1	99	99.00	A1	1	
3	455	MOPURI MOKSHASAI REDDY	C	Penna	19	95	A1		20	20	100	A1	20	100	A1	18.5	92.5	A1	20	100	A1	97.5	97.50	A1	3	
4	468	B SREE RAM	C	Tungabhadra	19	95	A1		20	20	100	A1	20	100	A1	19.5	97.5	A1	19	95	A1	97.5	97.50	A1	3	
5	453	YERRADODDI GAGAN ADITHYA REDDY	C	Godavari	18	90	A2		20	20	100	A1	20	100	A1	19	95	A1	20	100	A1	97	97.00	A1	5	
6	465	CHERLOPALLE PRAVEEN KUMAR	C	Godavari	19	95	A1		19	19	95	A1	20	100	A1	18.5	92.5	A1	20	100	A1	96.5	96.50	A1	6	
7	471	NAGIREDDY SUMANTH REDDY	C	Penna	19	95	A1		20	20	100	A1	20	100	A1	18.5	92.5	A1	19	95	A1	96.5	96.50	A1	6	
8	447	KONDURU NAVADEEP	C	Penna	19	95	A1		20	20	100	A1	20	100	A1	18	90	A2	19	95	A1	96	96.00	A1	8	
9	456	MANGADODDY ANKITH YADAV	C	Tungabhadra	18	90	A2		20	20	100	A1	20	100	A1	19	95	A1	19	95	A1	96	96.00	A1	8	
10	476	SIDDABATHUNI SAI JATIN	C	Tungabhadra	18	90	A2		20	20	100	A1	20	100	A1	20	100	A1	18	90	A2	96	96.00	A1	8	
11	688	DASA RAGHUNANDAN	C	Penna	19	95	A1		20	20	100	A1	19	95	A1	18.5	92.5	A1	19	95	A1	95.5	95.50	A1	11	
12	695	MACHA YUKTESH KRISHNA	C	Krishna	19	95	A1		18	18	90	A2	20	100	A1	18.5	92.5	A1	20	100	A1	95.5	95.50	A1	11	
13	793	B HITESH RAM ROYAL	C	Krishna	19	95	A1		20	20	100	A1	20	100	A1	16.5	82.5	A2	20	100	A1	95.5	95.50	A1	11	
14	466	DADIREDDY THARAKESWARA REDDY	C	KRISHNA	18	90	A2		19	19	95	A1	20	100	A1	18.5	92.5	A1	19	95	A1	94.5	94.50	A1	14	
15	452	KOLKONDI VAGEESH	A	Tungabhadra	19	95	A1	16		16	80	B1	20	100	A1	19	95	A1	20	100	A1	94	94.00	A1	15	
16	457	KOTA SHABAREESH	C	Godavari	19	95	A1		20	20	100	A1	20	100	A1	19.5	97.5	A1	15	75	B1	93.5	93.50	A1	16	
17	462	SHAIK MOHAMMED ANAS	C	KRISHNA	19	95	A1		20	20	100	A1	20	100	A1	18.5	92.5	A1	16	80	B1	93.5	93.50	A1	16	
18	697	GANDLA VINAY KUMAR	C	Tungabhadra	19	95	A1		20	20	100	A1	20	100	A1	17.5	87.5	A2	17	85	A2	93.5	93.50	A1	16	
19	486	RONAK KUMAR SINGH	B	KRISHNA	19	95	A1	18		18	90	A2	20	100	A1	17	85	A2	19	95	A1	93	93.00	A1	19	
20	460	PUTHA PENCHALA NARASIMHA BHARATH KUMAR	C	Tungabhadra	20	100	A1		19	19	95	A1	19	95	A1	20	100	A1	15	75	B1	93	93.00	A1	19	
21	445	CHENNAMANENI ADVITH	C	Godavari	19	95	A1		16	16	80	B1	20	100	A1	19.5	97.5	A1	18	90	A2	92.5	92.50	A1	21	
22	702	B MANOJ	C	Godavari	19	95	A1		20	20	100	A1	20	100	A1	15.5	77.5	B1	18	90	A2	92.5	92.50	A1	21	
23	795	M SAKET	A	Penna	19	95	A1	16		16	80	B1	20	100	A1	18	90	A2	19	95	A1	92	92.00	A1	23	
24	467	NENAVATH ABHIRAM	B	Penna	18	90	A2	17		17	85	A2	20	100	A1	17.5	87.5	A2	19	95	A1	91.5	91.50	A1	24	
25	690	S MOHITH	C	Tungabhadra	18	90	A2		19	19	95	A1	18	90	A2	18.5	92.5	A1	18	90	A2	91.5	91.50	A1	24	
26	472	BANOTHU JAYANTH	A	Tungabhadra	18	90	A2	14		14	70	B2	20	100	A1	20	100	A1	19	95	A1	91	91.00	A1	26	
27	509	S ASHWIN	B	Godavari	18	90	A2	14		14	70	B2	20	100	A1	19	95	A1	20	100	A1	91	91.00	A1	26	
28	791	KOTEKAL METHUKULA SUMANTH	B	Godavari	19	95	A1	15		15	75	B1	20	100	A1	19	95	A1	18	90	A2	91	91.00	A1	26	
29	470	SHAIK MAHAMMED KHAYUM SUHAN	B	KRISHNA	18	90	A2	14		14	70	B2	20	100	A1	19.5	97.5	A1	19	95	A1	90.5	90.50	A2	29	
30	484	KETHAVATH SHANKAR RATHOD	C	Tungabhadra	17	85	A2		19	19	95	A1	20	100	A1	17.5	87.5	A2	17	85	A2	90.5	90.50	A2	29	
31	514	KALLURI VARSHITH	C	Penna	19	95	A1		19	19	95	A1	20	100	A1	18.5	92.5	A1	14	70	B2	90.5	90.50	A2	29	
32	520	KALLURU KUSHAL SAI CHOWDARY	C	Tungabhadra	19	95	A1		18	18	90	A2	19	95	A1	17.5	87.5	A2	17	85	A2	90.5	90.50	A2	29	
33	797	NAREDDY PRANEETH REDDY	C	Tungabhadra	18	90	A2		19	19	95	A1	20	100	A1	17.5	87.5	A2	16	80	B1	90.5	90.50	A2	29	
34	796	GOLAKARAM SANJAY	A	Tungabhadra	19	95	A1	13		13	65	B2	20	100	A1	19	95	A1	19	95	A1	90	90.00	A2	34	
35	505	SREE KRISHNA KOTTAM	A	Godavari	18	90	A2	16		16	80	B1	20	100	A1	15.5	77.5	B1	20	100	A1	89.5	89.50	A2	35	
36	471	RAJNISH ROSHAN	A	Penna	17	85	A2	16		16	80	B1	20	100	A1	16	80	B1	20	100	A1	89	89.00	A2	36	
37	478	S VISHNUVARDAN REDDY	B	KRISHNA	18	90	A2	17		17	85	A2	20	100	A1	16	80	B1	18	90	A2	89	89.00	A2	36	
38	713	BENGLIA SALOMA	B	Tungabhadra	19	95	A1	17		17	85	A2	20	100	A1	15	75	B1	18	90	A2	89	89.00	A2	36	
39	481	SANGATI NAVA DEEP SIDDARTHA	C	Godavari	17	85	A2		17	17	85	A2	20	100	A1	20	100	A1	15	75	B1	89	89.00	A2	36	
40	789	MACHANURU SANTHOSH	A	Penna	17	85	A2	14		14	70	B2	20	100	A1	19.5	97.5	A1	18	90	A2	88.5	88.50	A2	40	
41	489	P S ABINAI CHOWDARY	B	Godavari	18	90	A2	16		16	80	B1	20	100	A1	16.5	82.5	A2	18	90	A2	88.5	88.50	A2	40	
42	705	SHASHANK KUMAR YADAV	B	Tungabhadra	18	90	A2	16		16	80	B1	20	100	A1	18.5	92.5	A1	16	80	B1	88.5	88.50	A2	40	
43	519	SIVAGONI AKSHITH SAI GOUD	A	Tungabhadra	18	90	A2	12		12	60	C1	20	100	A1	19	95	A1	19	95	A1	88	88.00	A2	43	
44	479	GADDE VAMSI	B	Penna	17	85	A2	17		17	85	A2	20	100	A1	16	80	B1	18	90	A2	88	88.00	A2	43	
45	785	C CHARAN KUMAR	C	Krishna	19	95	A1		19	19	95	A1	20	100	A1	17	85	A2	13	65	B2	88	88.00	A2	43	

SAINIK SCHOOL KALIKIRI

MARKS STATEMENT OF PERIODIC 3 : 2022-23;CLASS X

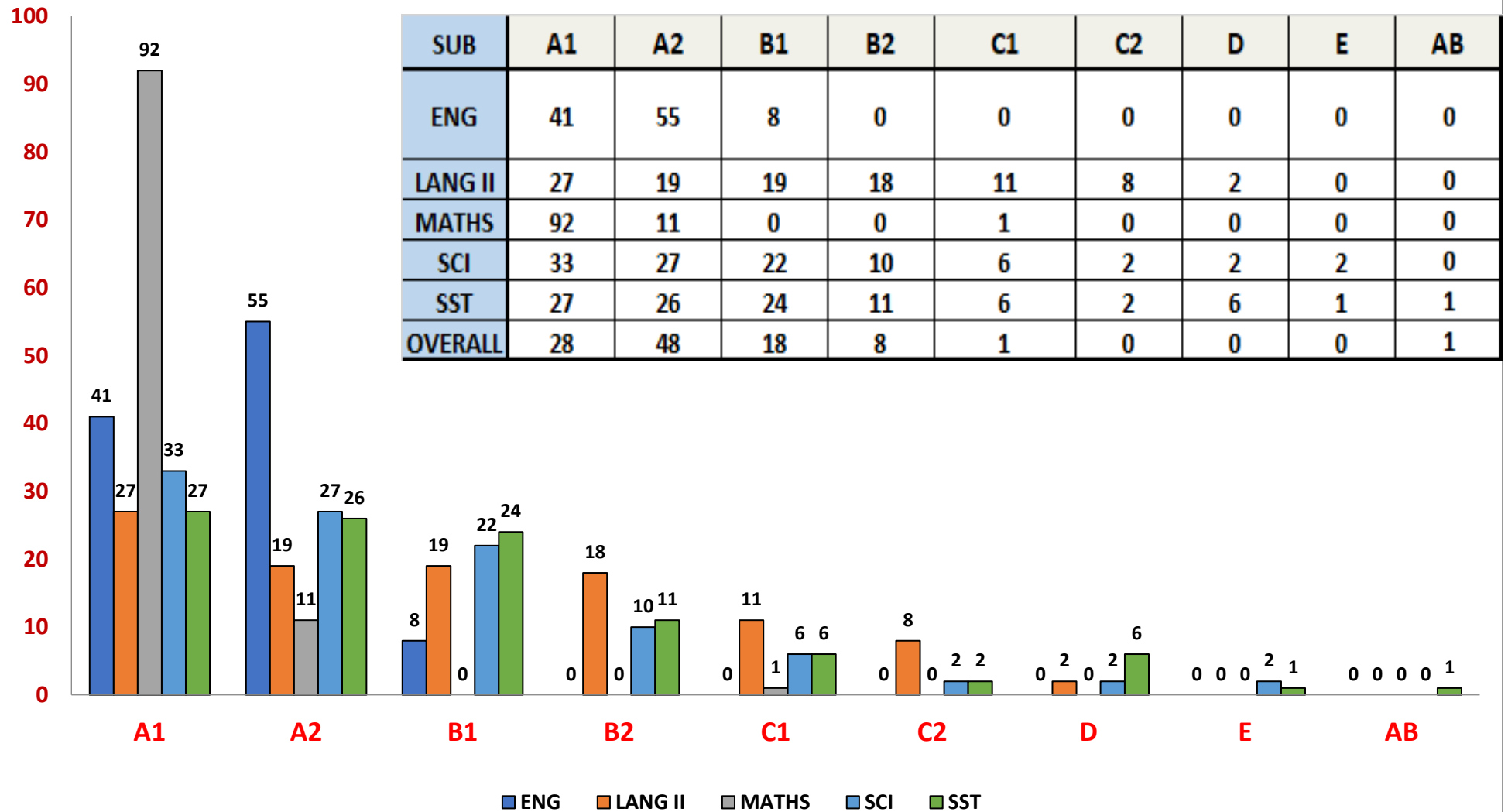
SI No	Roll No	Name	Sec	House	English			Lang II			Maths			Science			Soc Science			Total			Rank	Comments		
					Marks	%	Grades	Hin	Tel	Marks	%	Grades	Marks	%	Grades	Marks	%	Grades	Marks	%	Grades	Marks			%	Grades
46	706	ALOK KUMAR	A	Tungabhadra	18	90	A2	17		17	85	A2	20	100	A1	16.5	82.5	A2	16	80	B1	87.5	87.50	A2	46	
47	492	AAKASH	B	Tungabhadra	18	90	A2	16		16	80	B1	19	95	A1	15.5	77.5	B1	19	95	A1	87.5	87.50	A2	46	
48	446	RAVANAM CHARAN SRI VARDHAN	C	KRISHNA	19	95	A1		16	16	80	B1	20	100	A1	15.5	77.5	B1	17	85	A2	87.5	87.50	A2	46	
49	459	CHERLOPALLI NANDA KISHOR	C	Penna	18	90	A2		19	19	95	A1	18	90	A2	18.5	92.5	A1	14	70	B2	87.5	87.50	A2	46	
50	701	CHAITANYA.G	C	Godavari	19	95	A1		15	15	75	B1	20	100	A1	17.5	87.5	A2	16	80	B1	87.5	87.50	A2	46	
51	694	A YUVA SATHYA SAI REDDY	A	Godavari	18	90	A2	14		14	70	B2	20	100	A1	16.5	82.5	A2	18	90	A2	86.5	86.50	A2	51	
52	699	R.V.YESHWANTH REDDY	A	Penna	19	95	A1	12		12	60	C1	20	100	A1	16.5	82.5	A2	19	95	A1	86.5	86.50	A2	51	
53	516	RACHAPALLI KUNDANA PREETHI	C	Godavari	18	90	A2		18	18	90	A2	20	100	A1	17.5	87.5	A2	13	65	B2	86.5	86.50	A2	51	
54	784	PARIGELA NAVANEETH PREETHAM	C	Godavari	18	90	A2		17	17	85	A2	17.5	87.5	A2	16	80	B1	18	90	A2	86.5	86.50	A2	51	
55	475	MARRI RITHVIK REDDY	A	Penna	18	90	A2	12		12	60	C1	20	100	A1	18	90	A2	18	90	A2	86	86.00	A2	55	
56	488	GODINA HEMA GANESH	A	Tungabhadra	18	90	A2	17		17	85	A2	20	100	A1	17	85	A2	14	70	B2	86	86.00	A2	55	
57	689	CHINTADA MAHESHWARA RAO	A	Tungabhadra	19	95	A1	13		13	65	B2	20	100	A1	17	85	A2	17	85	A2	86	86.00	A2	55	
58	708	ANIKET KUMAR	B	Krishna	18	90	A2	16		16	80	B1	19	95	A1	15	75	B1	18	90	A2	86	86.00	A2	55	
59	712	VIJAY PRAKASH	B	Penna	18	90	A2	17		17	85	A2	20	100	A1	13	65	B2	18	90	A2	86	86.00	A2	55	
60	480	N ABHINANDAN	A	Tungabhadra	16	80	B1	19		19	95	A1	17	85	A2	17.5	87.5	A2	16	80	B1	85.5	85.50	A2	60	
61	707	GUJJULA HEMANTH RAJ	A	Penna	18	90	A2	13		13	65	B2	20	100	A1	19.5	97.5	A1	15	75	B1	85.5	85.50	A2	60	
62	474	NALLA SHREYAS REDDY	B	KRISHNA	18	90	A2	12		12	60	C1	20	100	A1	19.5	97.5	A1	16	80	B1	85.5	85.50	A2	60	
63	692	V PRANAV	B	Krishna	18	90	A2	18		18	90	A2	18	90	A2	16.5	82.5	A2	15	75	B1	85.5	85.50	A2	60	
64	504	CHOWDAVARAM DAKSHITH NANI RAJA	A	Tungabhadra	16	80	B1	14		14	70	B2	20	100	A1	16	80	B1	19	95	A1	85	85.00	A2	64	
65	512	AMRIT RAJ	A	Tungabhadra	20	100	A1	19		19	95	A1	18	90	A2	15	75	B1	13	65	B2	85	85.00	A2	64	
66	495	GAGANDEEP RAO K	A	Penna	17	85	A2	17		17	85	A2	20	100	A1	15.5	77.5	B1	15	75	B1	84.5	84.50	A2	66	
67	477	RANJEET KUMAR	A	Godavari	16	80	B1	16		16	80	B1	20	100	A1	17	85	A2	15	75	B1	84	84.00	A2	67	
68	507	PIYUSH SHUKLA	A	Penna	18	90	A2	15		15	75	B1	20	100	A1	15	75	B1	16	80	B1	84	84.00	A2	67	
69	691	YEDUMBAKULA SUBHASH SATHVIK	A	Penna	18	90	A2	13		13	65	B2	20	100	A1	16	80	B1	17	85	A2	84	84.00	A2	67	
70	497	K VISHWADEEP RATHOD	B	Godavari	17	85	A2	12		12	60	C1	20	100	A1	17	85	A2	17	85	A2	83	83.00	A2	70	
71	684	ASHISH YADAV	B	Krishna	19	95	A1	17		17	85	A2	20	100	A1	12	60	C1	15	75	B1	83	83.00	A2	70	
72	686	THOTA JAYA SAI NAGA DEV	B	Godavari	19	95	A1	8		8	40	D	20	100	A1	19	95	A1	16	80	B1	82	82.00	A2	72	
73	709	G SHARUKESWAR	B	Godavari	19	95	A1	11		11	55	C1	17	85	A2	19	95	A1	16	80	B1	82	82.00	A2	72	
74	703	PUJARI GURUSAI ACHINTHYA	C	Krishna	18	90	A2		12	12	60	C1	20	100	A1	13.5	67.5	B2	18	90	A2	81.5	81.50	A2	74	
75	685	T G POTAN RAJ	A	Godavari	17	85	A2	9		9	45	C2	20	100	A1	18	90	A2	17	85	A2	81	81.00	A2	75	
76	463	SAI VARDHAN VADLA	C	Penna	18	90	A2		20	20	100	A1	20	100	A1	14	70	B2	9	45	C2	81	81.00	A2	75	
77	710	MERUPO RAHUL	A	Penna	17	85	A2	15		15	75	B1	19	95	A1	13.5	67.5	B2	16	80	B1	80.5	80.50	B1	77	
78	919	YOGESH	A	Godavari	17	85	A2	15		15	75	B1	20	100	A1	14.5	72.5	B1	14	70	B2	80.5	80.50	B1	77	
79	498	NAMAN KUMAR	B	KRISHNA	17	85	A2	14		14	70	B2	20	100	A1	12.5	62.5	B2	17	85	A2	80.5	80.50	B1	77	
80	506	S SOHAM VIJAY MORE	B	KRISHNA	17	85	A2	12		12	60	C1	20	100	A1	16.5	82.5	A2	15	75	B1	80.5	80.50	B1	77	
81	696	KOTTAPALLI ABDUL KALAM	B	Penna	19	95	A1	12		12	60	C1	20	100	A1	16	80	B1	13	65	B2	80	80.00	B1	81	
82	461	PANDULA SHIVAJI GOUD	A	Godavari	19	95	A1	13		13	65	B2	20	100	A1	14.5	72.5	B1	13	65	B2	79.5	79.50	B1	82	
83	503	VAKITI HIMESH	B	Penna	17	85	A2	13		13	65	B2	20	100	A1	12.5	62.5	B2	17	85	A2	79.5	79.50	B1	82	
84	517	K S RISHI KRISHNA	B	KRISHNA	18	90	A2	13		13	65	B2	20	100	A1	14.5	72.5	B1	14	70	B2	79.5	79.50	B1	82	
85	458	VISHWAKSEN DAREGONI	B	KRISHNA	19	95	A1	13		13	65	B2	17	85	A2	14	70	B2	16	80	B1	79	79.00	B1	85	
86	698	YADAVALLI SRICHARAN	A	Tungabhadra	19	95	A1	12		12	60	C1	20	100	A1	15.5	77.5	B1	12	60	C1	78.5	78.50	B1	86	
87	787	DUMAVATH GHANA SAI TEJ	C	Tungabhadra	18	90	A2		18	18	90	A2	20	100	A1	10.5	52.5	C1	12	60	C1	78.5	78.50	B1	86	

SAINIK SCHOOL KALIKIRI

MARKS STATEMENT OF PERIODIC 3 : 2022-23;CLASS X

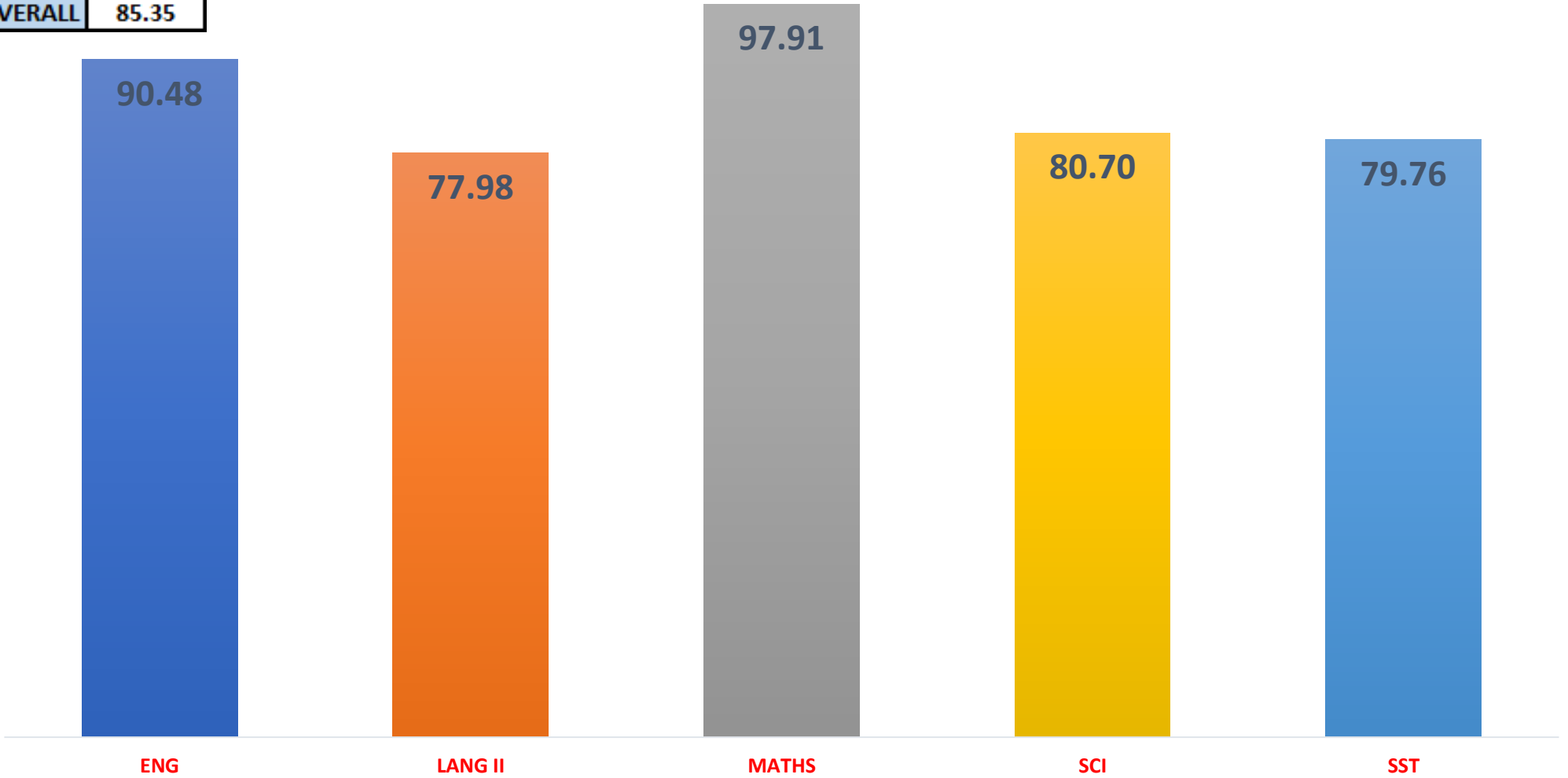
SI No	Roll No	Name	Sec	House	English			Lang II			Maths			Science			Soc Science			Total			Rank	Comments		
					Marks	%	Grades	Hin	Tel	Marks	%	Grades	Marks	%	Grades	Marks	%	Grades	Marks	%	Grades	Marks			%	Grades
88	483	AAYUSH BEHERA	A	Penna	16	80	B1	15		15	75	B1	20	100	A1	11	55	C1	15	75	B1	77	77.00	B1	88	
89	704	SHAIK J MOHAMMAD KHAJA RIHAN	B	Penna	16	80	B1	14		14	70		20	100	A1	15	75	B1	11	55	C1	76	76.00	B1	89	
90	693	ABHAY CHAUHAN	A	Godavari	17	85	A2	16		16	80	B1	20	100	A1	13	65	B2	8	40	D	74	74.00	B1	90	
91	700	TAGGUMARRI SAMARTH	B	Krishna	19	95	A1	10		10	50	C2	20	100	A1	17	85	A2	8	40	D	74	74.00	B1	90	
92	500	JONNADA JASHWANTH CHANDRA	A	Tungabhadra	19	95	A1	10		10	50	C2	18	90	A2	14.5	72.5	B1	12	60	C1	73.5	73.50	B1	92	
93	711	B DHANUSH NAICK	A	Penna	19	95	A1	12		12	60	C1	20	100	A1	12.5	62.5	B2	10	50	C2	73.5	73.50	B1	92	
94	490	KYPA NAGA MOHAN REDDY	A	KRISHNA	18	90	A2	8		8	40	D	20	100	A1	10.5	52.5	C1	16	80	B1	72.5	72.50	B1	94	
95	511	JONNADA SHIVAJI	B	Penna	16	80	B1	9		9	45	C2	20	100	A1	10	50	C2	15	75	B1	70	70.00	B2	95	
96	687	K HITHAISH SAI	B	Krishna	17	85	A2	9		9	45	C2	19	95	A1	17.5	87.5	A2	7	35	D	69.5	69.50	B2	96	
97	798	ALOK KUMAR YADAV	B	Penna	18	90	A2	16		16	80	B1	20	100	A1	7.5	37.5	D	8	40	D	69.5	69.50	B2	96	
98	788	PATTAN MOHAMMAD ARSHAD KHAN	A	Tungabhadra	15	75	B1	13		13	65	B2	17	85	A2	10.5	52.5	C1	12	60	C1	67.5	67.50	B2	98	
99	786	RAMAVATH MAHESH NAIK	C	Penna	17	85	A2		17	17	85	A2	19	95	A1	6.5	32.5	E	8	40	D	67.5	67.50	B2	98	
100	510	JAKLLAPALLY NIKHILESH	A	KRISHNA	16	80	B1	10		10	50	C2	20	100	A1	8	40	D	13	65	B2	67	67.00	B2	100	
101	493	MANNEM JASWANTH KUMAR	B	Godavari	18	90	A2	9		9	45	C2	20	100	A1	9	45	C2	7	35	D	63	63.00	B2	101	
102	790	N BHARADVAJ REDDY	B	Krishna	18	90	A2	10		10	50	C2	12	60	C1	11	55	C1	11	55	C1	62	62.00	B2	102	
103	499	ANUPAM KUMAR TIWARI	A	Penna	18	90	A2	13		13	65	B2	17	85	A2	6.5	32.5	E	5	25	E	59.5	59.50	C1	103	
104	482	MEGAVATH THIRUPATHI	C	KRISHNA	19	95	A1		18	18	90	A2	20	100	A1	14	70	B2	AB	AB	AB	AB	AB	AB	AB	AB IN SST
AVERAGE					18.10	90.48				15.60	77.98		19.58	97.91		16.14	80.70		15.95	79.76		85.35	85.35			

CLASS X SUBJECT COMPARATIVE ANALYSIS

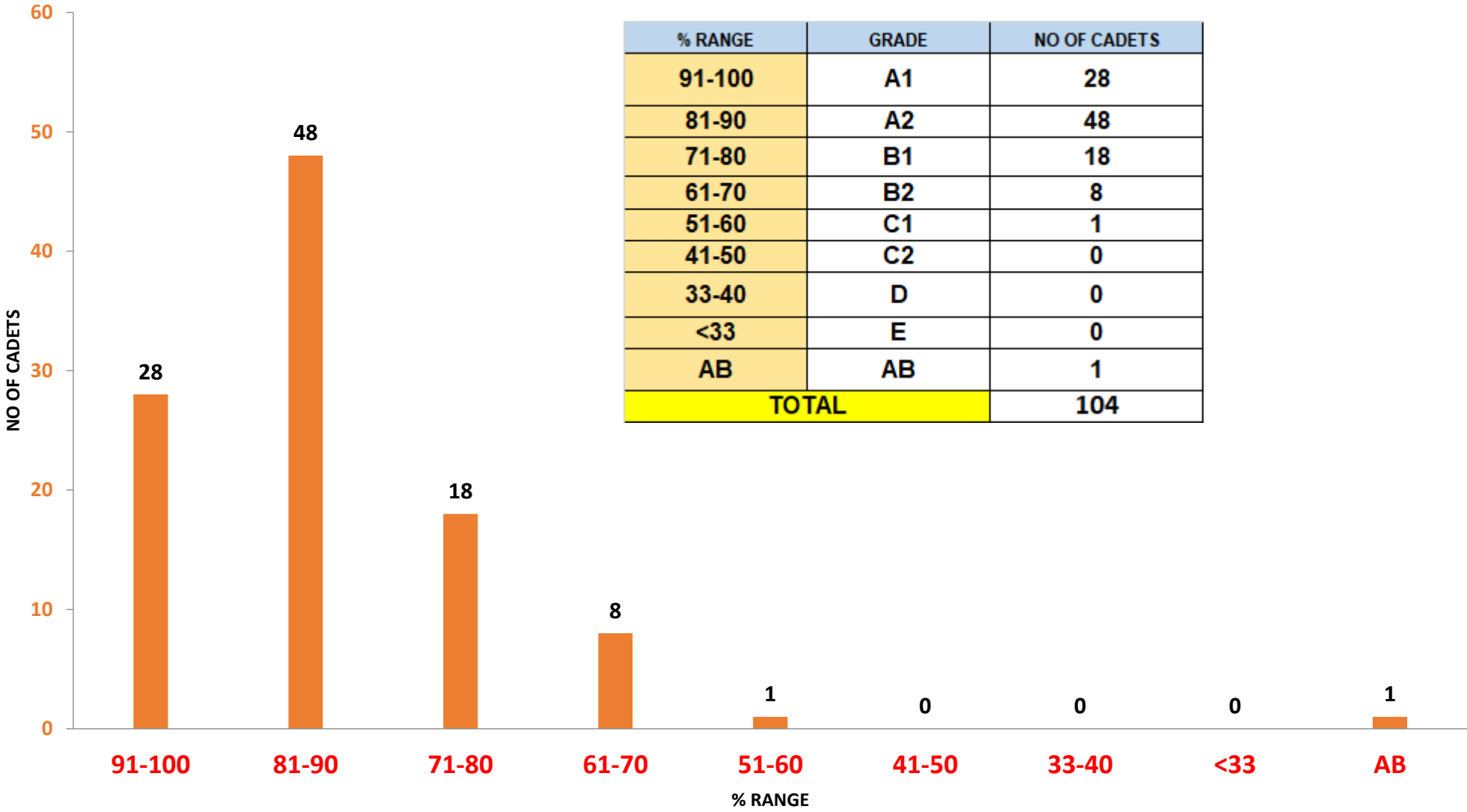


SUB	AVG %
ENG	90.48
LANG II	77.98
MATHS	97.91
SCI	80.70
SST	79.76
OVERALL	85.35

CLASS X SUBJECT AVERAGE %



CLASS X ANALYSIS ON OVERALL %



% RANGE	GRADE	NO OF CADETS
91-100	A1	28
81-90	A2	48
71-80	B1	18
61-70	B2	8
51-60	C1	1
41-50	C2	0
33-40	D	0
<33	E	0
AB	AB	1
TOTAL		104

CLASS X PT 3 SECTION WISE COMPARISON (%)

SECTION	ENG	LANG II	MATHS	SCI	SST	OVERALL
XII A	88.7	69.8	98	77.3	77.8	82.3
XIIB	89.8	69	97	77.1	76.8	81.9
XII C	92.7	93.3	98.5	86.9	84.1	91.25

