

SAINIK SCHOOL KALIKIRI

MARKS STATEMENT OF PERIODIC II- 2023-24;CLASS X

Sl No	Roll No	Name	Sec	House	English			Lang II			Maths			Science			Soc Science			Total			RANK	Comments		
					ENG Marks	ENG %	ENG Grades	Hin	Tel	LANG II Marks	LANG II %	LANG II Grades	MATHS Marks	MATHS %	MATHS Grades	SCI Marks	SCI %	SCI Grades	SST Marks	SST %	SST Grades	OVERALL Marks			OVERALL %	OVERALL Grades
1	534	Shyamani	A	Godavari	39	97.5	A1	37		37	92.5	A1	40	100	A1	39	97.5	A1	40	100	A1	195	97.50	A1	1	
2	548	Nihar Bandi	A	Penna	37	92.5	A1		39	39	97.5	A1	40	100	A1	39	97.5	A1	38	95	A1	193	96.50	A1	2	
3	538	Talari Jaswanth	B	Godavari	39	97.5	A1	38		38	95	A1	35.5	88.75	A2	39	97.5	A1	40	100	A1	191.5	95.75	A1	3	
4	553	Paradarami Mohith Kumar	B	Tungabhadra	38.5	96.25	A1		40	40	100	A1	35	87.5	A2	38	95	A1	40	100	A1	191.5	95.75	A1	3	
5	579	Y Hema Nageswar Reddy	A	Krishna	38.5	96.25	A1		40	40	100	A1	37	92.5	A1	36	90	A2	40	100	A1	191.5	95.75	A1	3	
6	552	Bharadwaja Reddy Lomada	A	Penna	39.5	98.75	A1	35.5		35.5	88.75	A2	40	100	A1	38	95	A1	38	95	A1	191	95.50	A1	6	
7	803	CHENNUPALLI NEHAL	A	Penna	39.5	98.75	A1		40	40	100	A1	37.5	93.75	A1	35	87.5	A2	39	97.5	A1	191	95.50	A1	6	
8	805	VEMAIAH GARI HANUMATH	B	Krishna	39	97.5	A1		40	40	100	A1	32.5	81.25	A2	38	95	A1	38	95	A1	187.5	93.75	A1	8	
9	549	Duggani Mahathi	A	Tungabhadra	38.5	96.25	A1		40	40	100	A1	31	77.5	B1	38	95	A1	38	95	A1	185.5	92.75	A1	9	
10	535	Tatthuru Kushal Kumar	B	Krishna	38	95	A1		40	40	100	A1	38	95	A1	38	95	A1	31	77.5	B1	185	92.50	A1	10	
11	563	Sonikanti Premasai	B	Krishna	36	90	A2		40	40	100	A1	38	95	A1	35	87.5	A2	36	90	A2	185	92.50	A1	10	
12	570	Bonam Venkatasireddy	A	Godavari	38	95	A1		40	40	100	A1	34	85	A2	35	87.5	A2	38	95	A1	185	92.50	A1	10	
13	539	Paidipalla Gnaneshwar	A	Krishna	39	97.5	A1	35.5		35.5	88.75	A2	32	80	B1	38	95	A1	40	100	A1	184.5	92.25	A1	13	
14	574	Ch Anand Kumar	A	Godavari	37.5	93.75	A1	34		34	85	A2	37	92.5	A1	38	95	A1	38	95	A1	184.5	92.25	A1	13	
15	569	Butham Reddy Nitesh	B	Tungabhadra	39.5	98.75	A1		40	40	100	A1	30	75	B1	37	92.5	A1	37	92.5	A1	183.5	91.75	A1	15	
16	542	Ajay Singh	A	Godavari	39	97.5	A1	39		39	97.5	A1	34	85	A2	33	82.5	A2	38	95	A1	183	91.50	A1	16	
17	595	R Nandiswar Raju	B	Krishna	39	97.5	A1		40	40	100	A1	30	75	B1	36	90	A2	38	95	A1	183	91.50	A1	16	
18	536	Chenna Govinda Charan Teja	B	Penna	39.5	98.75	A1		40	40	100	A1	27.5	68.75	B2	36	90	A2	39	97.5	A1	182	91.00	A1	18	
19	573	Gillella Venkata Vamsi	A	Tungabhadra	37	92.5	A1	37.5		37.5	93.75	A1	32.5	81.25	A2	37	92.5	A1	38	95	A1	182	91.00	A1	18	
20	554	Dasari Royar Dheeraj Indrapaul	B	Godavari	39	97.5	A1		40	40	100	A1	29	72.5	B1	35	87.5	A2	38	95	A1	181	90.50	A2	20	
21	584	Gangasubbagari Mahidhar Kumar	A	Penna	38	95	A1		39	39	97.5	A1	28	70	B2	36	90	A2	40	100	A1	181	90.50	A2	20	
22	594	Jaya Balaji Asadi	A	Godavari	34	85	A2		40	40	100	A1	39	97.5	A1	34	85	A2	34	85	A2	181	90.50	A2	20	
23	607	Myla Sathvik Reddy	A	Godavari	37.5	93.75	A1	32.5		32.5	81.25	A2	35	87.5	A2	37	92.5	A1	39	97.5	A1	181	90.50	A2	20	
24	541	Chinthaparthi Reddy Geetheshwar	B	Tungabhadra	39.5	98.75	A1	33		33	82.5	A2	34	85	A2	38	95	A1	36	90	A2	180.5	90.25	A2	24	
25	551	Mugireddy Nihaanth Reddy	B	Krishna	38.5	96.25	A1	34		34	85	A2	32	80	B1	39	97.5	A1	37	92.5	A1	180.5	90.25	A2	24	
26	556	Maniyar Sarfaraz Ahmed	A	Tungabhadra	39.5	98.75	A1	34		34	85	A2	31	77.5	B1	36	90	A2	40	100	A1	180.5	90.25	A2	24	
27	540	J V Vishnusaa Dev	B	Penna	39.5	98.75	A1	32		32	80	B1	35.5	88.75	A2	35	87.5	A2	38	95	A1	180	90.00	A2	27	
28	566	Beesh Sreeman Chaithu	A	Godavari	36.5	91.25	A1		40	40	100	A1	29	72.5	B1	35	87.5	A2	39	97.5	A1	179.5	89.75	A2	28	
29	809	RAHUL G	B	Penna	39	97.5	A1	35.5		35.5	88.75	A2	26	65	B2	40	100	A1	38	95	A1	178.5	89.25	A2	29	
30	598	R Padma Tej	B	Godavari	38	95	A1		40	40	100	A1	31	77.5	B1	35	87.5	A2	34	85	A2	178	89.00	A2	30	
31	582	Shaik Sohail	B	Godavari	37	92.5	A1		40	40	100	A1	26	65	B2	36	90	A2	38	95	A1	177	88.50	A2	31	
32	604	Gangarapu Chakradhar	A	Penna	30	75	B1		40	40	100	A1	39	97.5	A1	29	72.5	B1	38	95	A1	176	88.00	A2	32	
33	592	Katam Venkata Naga Mokshit	A	Penna	37.5	93.75	A1		38	38	95	A1	33	82.5	A2	31	77.5	B1	36	90	A2	175.5	87.75	A2	33	
34	599	Suraj Vidyasagar	B	Krishna	39	97.5	A1	25		25	62.5	B2	35	87.5	A2	38	95	A1	38	95	A1	175	87.50	A2	34	
35	546	A Varshith	A	Godavari	37.5	93.75	A1		38	38	95	A1	29.5	73.75	B1	35	87.5	A2	34	85	A2	174	87.00	A2	35	
36	580	Musaligalla Pranay Kumar	B	Penna	38	95	A1	35		35	87.5	A2	25	62.5	B2	39	97.5	A1	37	92.5	A1	174	87.00	A2	35	
37	562	Golla Jaya Prakash Narayana	A	Godavari	28.5	71.25	B1		39	39	97.5	A1	36	90	A2	36	90	A2	34	85	A2	173.5	86.75	A2	37	
38	590	N Venkata Sai Charan	A	Godavari	39.5	98.75	A1		40	40	100	A1	28	70	B2	32	80	B1	33	82.5	A2	172.5	86.25	A2	38	
39	558	V Siva Ganesh	A	Godavari	38	95	A1	32.5		32.5	81.25	A2	33	82.5	A2	29	72.5	B1	39	97.5	A1	171.5	85.75	A2	39	
40	561	R Prema Kumar	B	Tungabhadra	32.5	81.25	A2		39	39	97.5	A1	33.5	83.75	A2	30	75	B1	36	90	A2	171	85.50	A2	40	
41	597	Netha Jashwanth Kanth	B	Tungabhadra	35.5	88.75	A2		40	40	100	A1	21	52.5	C1	39	97.5	A1	34	85	A2	169.5	84.75	A2	41	
42	585	L Akhil Kumar	B	Tungabhadra	38	95	A1	32		32	80	B1	24	60	C1	36	90	A2	38	95	A1	168	84.00	A2	42	
43	586	Jadhav Shreshith Nayak	B	Godavari	36.5	91.25	A1		40	40	100	A1	19.5	48.75	C2	35	87.5	A2	36	90	A2	167	83.50	A2	43	

SAINIK SCHOOL KALIKIRI

MARKS STATEMENT OF PERIODIC II- 2023-24;CLASS X

Sl No	Roll No	Name	Sec	House	English			Lang II			Maths			Science			Soc Science			Total			RANK	Comments			
					ENG Marks	ENG %	ENG Grades	Hin	Tel	LANG II Marks	LANG II %	LANG II Grades	MATHS Marks	MATHS %	MATHS Grades	SCI Marks	SCI %	SCI Grades	SST Marks	SST %	SST Grades	OVERALL Marks			OVERALL %	OVERALL Grades	
44	565	Avinash Kottidi	B	Tungabhadra	35.5	88.75	A2		40	40	100	A1	28	70	B2	26	65	B2	37	92.5	A1	166.5	83.25	A2	44		
45	581	Jadhav Venkat Prasad	B	Tungabhadra	35	87.5	A2	37.5		37.5	93.75	A1	22	55	C1	35	87.5	A2	37	92.5	A1	166.5	83.25	A2	44		
46	577	Guddu Kumar	A	Tungabhadra	36	90	A2	35		35	87.5	A2	22	55	C1	33	82.5	A2	40	100	A1	166	83.00	A2	46		
47	537	Lovekesh Chaudhary	A	Tungabhadra	37	92.5	A1	36		36	90	A2	34	85	A2	20	50	C2	38	95	A1	165	82.50	A2	47		
48	600	Priyanshu Kumar	A	Penna	34.5	86.25	A2	30		30	75	B1	22	55	C1	40	100	A1	38	95	A1	164.5	82.25	A2	48		
49	560	Sirupa Venkata Raman Reddy	A	Penna	37	92.5	A1	31.5		31.5	78.75	B1	25	62.5	B2	31	77.5	B1	39	97.5	A1	163.5	81.75	A2	49		
50	578	Aouta Srishanth	A	Godavari	38.5	96.25	A1		40	40	100	A1	17	42.5	C2	31	77.5	B1	36	90	A2	162.5	81.25	A2	50		
51	593	Nakkala Manoj	B	Tungabhadra	38.5	96.25	A1		40	40	100	A1	14.5	36.25	D	35	87.5	A2	34	85	A2	162	81.00	A2	51		
52	543	Sutrave Suraj	B	Krishna	38.5	96.25	A1	32		32	80	B1	19.5	48.75	C2	32	80	B1	37	92.5	A1	159	79.50	B1	52		
53	576	Kasukurthi Roshan	B	Penna	39	97.5	A1	31		31	77.5	B1	24	60	C1	27	67.5	B2	38	95	A1	159	79.50	B1	52		
54	591	Dodda Venkata Asik	B	Krishna	36.5	91.25	A1	27		27	67.5	B2	24	60	C1	33	82.5	A2	38	95	A1	158.5	79.25	B1	54		
55	564	Dinesh Mobbu	B	Penna	34	85	A2		40	40	100	A1	22.5	56.25	C1	28	70	B2	33	82.5	A2	157.5	78.75	B1	55		
56	596	Aman Kumar Sahani	A	Penna	32.5	81.25	A2	30.5		30.5	76.25	B1	24.5	61.25	B2	30	75	B1	36	90	A2	153.5	76.75	B1	56		
57	575	Ramavath Tej Deep	B	Krishna	32	80	B1	29		29	72.5	B1	28	70	B2	29	72.5	B1	34	85	A2	152	76.00	B1	57		
58	606	Depuru Guru Charan	B	Penna	33.5	83.75	A2		38	38	95	A1	17.5	43.75	C2	29	72.5	B1	34	85	A2	152	76.00	B1	57		
59	550	Nimmanapalli Rohith Kumar Reddy	B	Godavari	33.5	83.75	A2	23.5		23.5	58.75	C1	25.5	63.75	B2	31	77.5	B1	36	90	A2	149.5	74.75	B1	59		
60	557	Vengala Arun	A	Tungabhadra	36.5	91.25	A1		35	35	87.5	A2	31	77.5	B1	20	50	C2	26	65	B2	148.5	74.25	B1	60		
61	583	Ujjwal Kant Paswan	A	Krishna	34	85	A2	38		38	95	A1	24	60	C1	25	62.5	B2	27	67.5	B2	148	74.00	B1	61		
62	811	ALTAF	B	Tungabhadra	31.5	78.75	B1		39	39	97.5	A1	18	45	C2	28	70	B2	31	77.5	B1	147.5	73.75	B1	62		
63	587	Gajula Akshay	B	Krishna	38	95	A1	23		23	57.5	C1	22.5	56.25	C1	26	65	B2	37	92.5	A1	146.5	73.25	B1	63		
64	605	Kusam Charandeep Reddy	B	Tungabhadra	31.5	78.75	B1		39	39	97.5	A1	19.5	48.75	C2	31	77.5	B1	23	57.5	C1	144	72.00	B1	64		
65	589	Anshu Kumar	A	Tungabhadra	31.5	78.75	B1	32		32	80	B1	26.5	66.25	B2	25	62.5	B2	25	62.5	B2	140	70.00	B2	65		
66	804	SANANGULA VAISHNOV NANDU	B	Tungabhadra	33	82.5	A2	20		20	50	C2	24.5	61.25	B2	28	70	B2	33	82.5	A2	138.5	69.25	B2	66		
67	588	Gandham Sai Babu	A	Penna	29	72.5	B1		40	40	100	A1	10	25	E	25	62.5	B2	34	85	A2	138	69.00	B2	67	FAIL IN MATHS	
68	609	R Radhavivek	A	Penna	27	67.5	B2		36	36	90	A2	19	47.5	C2	25	62.5	B2	27	67.5	B2	134	67.00	B2	68		
69	810	HARSHIT KUMAR	A	Tungabhadra	32.5	81.25	A2	31		31	77.5	B1	19.5	48.75	C2	20	50	C2	25	62.5	B2	128	64.00	B2	69		
70	808	RAGHAVAN G S	A	Krishna	29	72.5	B1	28		28	70	B2	16	40	D	24	60	C1	24	60	C1	121	60.50	C1	70		
71	608	Dalapati Yatesh	A	Krishna	27	67.5	B2	30.5		30.5	76.25	B1	11	27.5	E	20	50	C2	32	80	B1	120.5	60.25	C1	71	FAIL IN MATHS	
72	555	Rangamreddy Bhavish Reddy	B	Krishna	21.5	53.75	C1	18		18	45	C2	14.5	36.25	D	25	62.5	B2	28	70	B2	107	53.50	C1	72		
73	806	D. SAI KARTHIKEYAN	A	Godavari	20	50	C2		17	17	42.5	C2	12	30	E	18	45	C2	10	25	E	77	38.50	D	73	FAIL IN MATHS,SST	
74	601	Jayanth Sreenivas	A	Tungabhadra	13	32.5	E		18	18	45	C2	7	17.5	E	8	20	E	14	35	D	60	30.00	E	74	FAIL IN ENG,MATHS,SCI	
75	922	Paripreet Kaur Pardesi	B	Tungabhadra	AB	AB	AB	AB		AB	AB	AB	AB	AB	AB	AB	AB	AB	AB	AB	AB	AB	AB	AB	AB	AB	AB ON MEDICAL GROUND
AVERAGE					35.46	88.65				35.13	87.82		27.55	68.87		32.24	80.61		34.99	87.47		165.36	82.68				

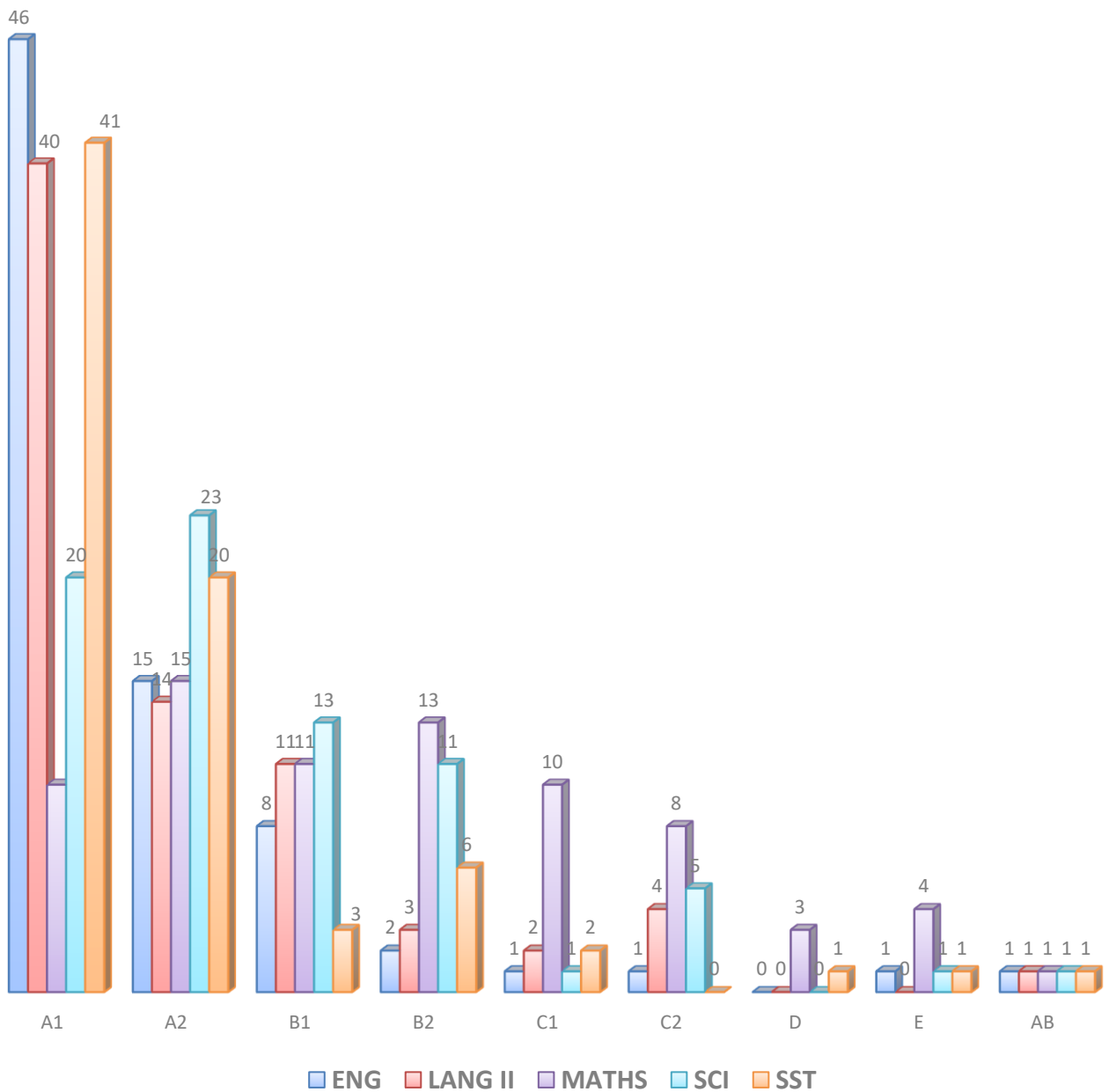
SAINIK SCHOOL KALIKIRI

CLASS X SUBJECT WISE ANALYSIS OF PT-2



SUB	A1	A2	B1	B2	C1	C2	D	E	AB
ENG	46	15	8	2	1	1	0	1	1
LANG II	40	14	11	3	2	4	0	0	1
MATHS	10	15	11	13	10	8	3	4	1
SCI	20	23	13	11	1	5	0	1	1
SST	41	20	3	6	2	0	1	1	1
OVERALL	19	32	13	5	3	0	1	1	1

SUBJECT COMPARATIVE ANALYSIS



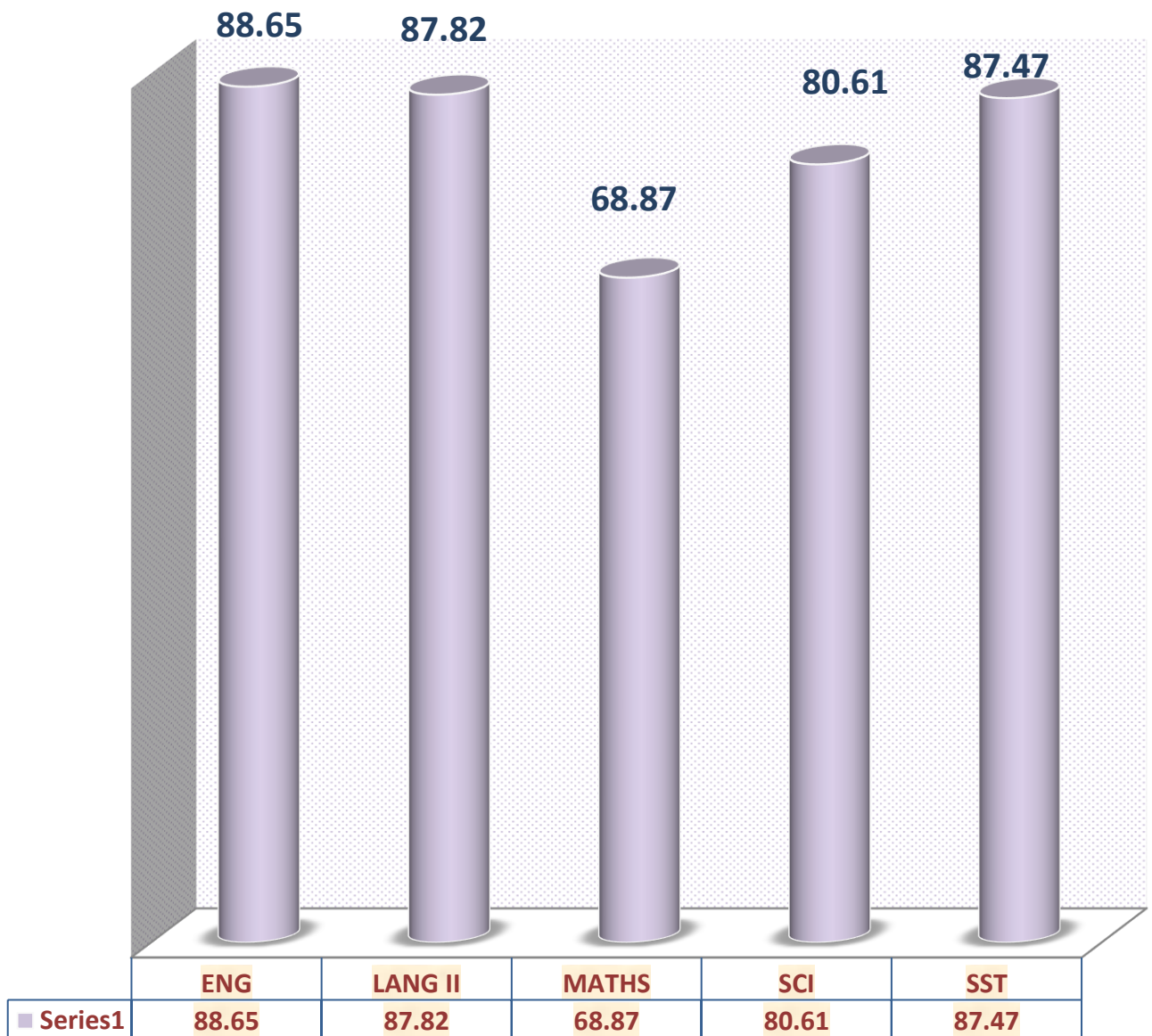
SAINIK SCHOOL KALIKIRI

CLASS X SUBJECT AVERAGE ANALYSIS OF PT-2



SUB	AVG %
ENG	88.65
LANG II	87.82
MATHS	68.87
SCI	80.61
SST	87.47
OVERALL	82.68

SUBJECT AVERAGE %



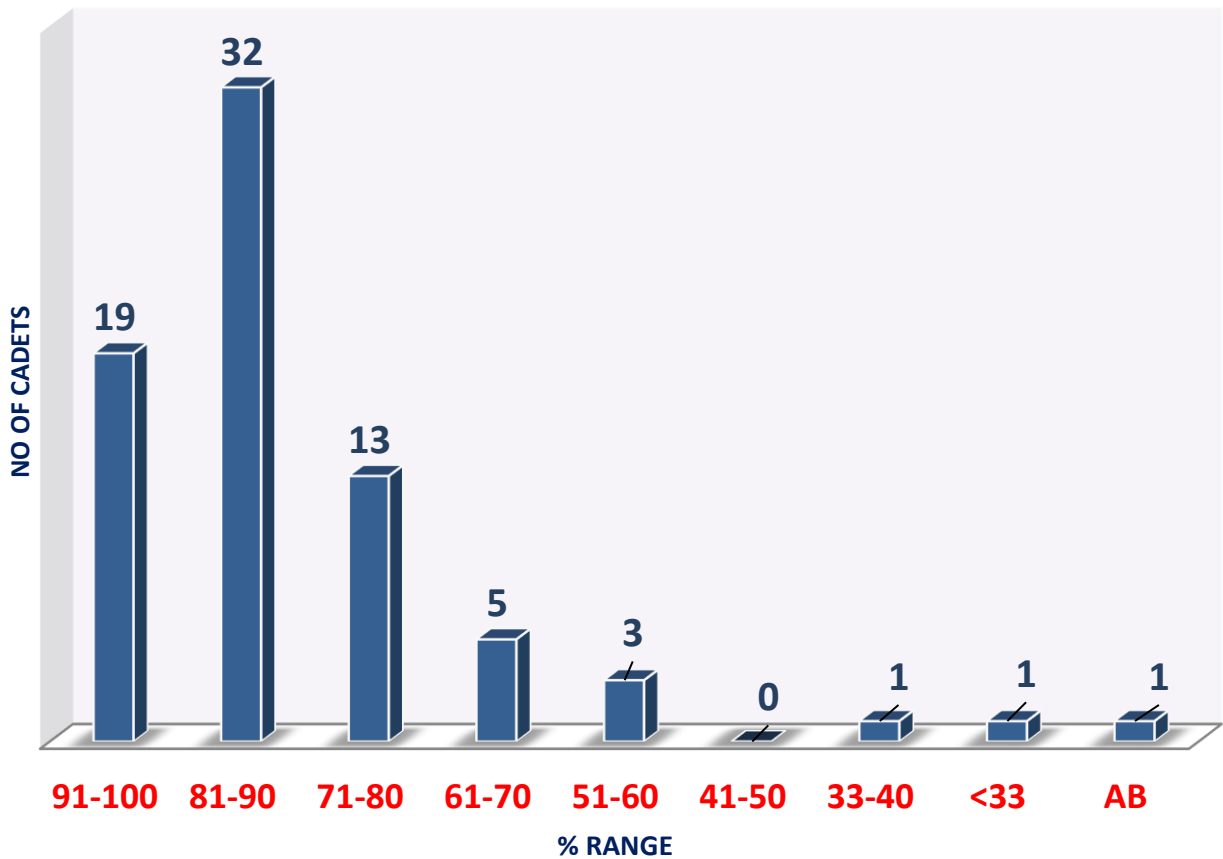
SAINIK SCHOOL KALIKIRI

CLASS X OVERALL PERCENTAGE ANALYSIS OF PT-2



% RANGE	GRADE	NO OF CADETS
91-100	A1	19
81-90	A2	32
71-80	B1	13
61-70	B2	5
51-60	C1	3
41-50	C2	0
33-40	D	1
<33	E	1
AB	AB	1
TOTAL		75

ANALYSIS ON OVERALL %



PT-II PERCENTAGE COMPARISON SECTION WISE

SUB	X A	XB
ENG	86.45	90.97
LANG II	88.89	87.53
MATHS	70.79	66.84
SCI	77.04	84.38
SST	85.66	89.38
OVERALL	81.61	83.82

