

SAINIK SCHOOL KALIKIRI

MARKS STATEMENT OF PERIODIC II- 2023-24;CLASS XII

Sl No	Roll No	Name	Sec	House	English			MATHS			PHYS			CHEM			COMP			BIO			Total			Rank	Comments
					Marks	%	Grades	Marks	%	Grades	Marks	%	Grades	Marks	%	Grades	Marks	%	Grades	Marks	%	Grades	Marks	%	Grades		
1	361	Mutturu Naga Vardhan Reddy	C	Tungabhadra	37.5	93.75	A1	38	95	A1	30	85.71	A2	25	71.43	B1	33	94.29	A1				163.5	88.38	A2	1	
2	398	Kommu Ajay Kumar	C	Godavari	36.5	91.25	A1	40	100	A1	31	88.57	A2	21	60.00	C1	34	97.14	A1				162.5	87.84	A2	2	
3	326	Malasani Bhanuprakash	B	Godavari	38	95	A1	37	92.5	A1	31	88.57	A2	22	62.86	B2	34	97.14	A1				162	87.57	A2	3	
4	343	Pinjari Gafoor	C	Krishna	38	95	A1	40	100	A1	30	85.71	A2	19	54.29	C1	35	100.00	A1				162	87.57	A2	3	
5	365	Parvathaneni Murali	C	Tungabhadra	36.5	91.25	A1	39	97.5	A1	30	85.71	A2	19	54.29	C1	32	91.43	A1				156.5	84.59	A2	5	
6	351	Ravaluru Loka Vighnesh	B	Krishna	38	95	A1	36	90	A2	30	85.71	A2	19	54.29	C1	33	94.29	A1				156	84.32	A2	6	
7	364	Karepalli Varun Reddy	C	Penna	38	95	A1	38	95	A1	30	85.71	A2	21	60.00	C1	29	82.86	A2				156	84.32	A2	6	
8	327	Pathipati Yogesh	C	Krishna	37.5	93.75	A1	37	92.5	A1	32	91.43	A1	20	57.14	C1	28	80.00	B1				154.5	83.51	A2	8	
9	349	Kappeta Pavana Keshava Reddy	A	Tungabhadra	36	90	A2	38	95	A1	27	77.14	B1	15	42.86	C2				33.5	95.71428571	A1	149.5	80.81	B1	9	
10	385	Chinnannagari Gnanakowshik Reddy	B	Tungabhadra	33	82.5	A2	38	95	A1	26	74.29	B1	18	51.43	C1	34	97.14	A1				149	80.54	B1	10	
11	379	Athipatla Druveen Amarendra	B	Krishna	36	90	A2	37	92.5	A1	31	88.57	A2	12	34.29	D	32	91.43	A1				148	80.00	B1	11	
12	423	V Guru Charan	A	Krishna	33.5	83.75	A2	37	92.5	A1	29	82.86	A2	15	42.86	C2	32	91.43	A1				146.5	79.19	B1	12	
13	358	Ashish Ranjan	B	Godavari	33.5	83.75	A2	32	80	B1	30	85.71	A2	17	48.57	C2	31	88.57	A2				143.5	77.57	B1	13	
14	419	Mula Jeevan Kumar Reddy	B	Krishna	35	87.5	A2	33	82.5	A2	24	68.57	B2	19	54.29	C1	32	91.43	A1				143	77.30	B1	14	
15	345	Mopada Bharath Kumar	C	Tungabhadra	31	77.5	B1	38	95	A1	27	77.14	B1	15	42.86	C2	30	85.71	A2				141	76.22	B1	15	
16	372	G Yaswanth Eswar	B	Penna	35	87.5	A2	33	82.5	A2	30	85.71	A2	13	37.14	D	28	80.00	B1				139	75.14	B1	16	
17	391	Kommalapati Benu	A	Krishna	30	75	B1	32	80	B1	28	80.00	B1	24	68.57	B2				23.5	67.14285714	B2	137.5	74.32	B1	17	
18	330	Nilesh Kumar	B	Godavari	37	92.5	A1	32	80	B1	24	68.57	B2	13	37.14	D	31	88.57	A2				137	74.05	B1	18	
19	400	B Uday Kumar Reddy	C	Penna	28	70	B2	38	95	A1	22	62.86	B2	17	48.57	C2	30	85.71	A2				135	72.97	B1	19	
20	346	Mudunuri Sathwik Varma	B	Godavari	31	77.5	B1	36	90	A2	25	71.43	B1	15	42.86	C2	27	77.14	B1				134	72.43	B1	20	
21	329	Ankit Kumar Singh	C	Tungabhadra	33.5	83.75	A2	30	75	B1	26	74.29	B1	14	40.00	D	30	85.71	A2				133.5	72.16	B1	21	
22	335	Shivam Kumar	C	Krishna	35.5	88.75	A2	32	80	B1	22	62.86	B2	15	42.86	C2	29	82.86	A2				133.5	72.16	B1	21	
23	353	Pallakila Gaurav Krishna	C	Tungabhadra	32	80	B1	23	57.5	C1	28	80.00	B1	15	42.86	C2	35	100.00	A1				133	71.89	B1	23	
24	357	Shashank Manohar	C	Tungabhadra	31	77.5	B1	31	77.5	B1	26	74.29	B1	16	45.71	C2	29	82.86	A2				133	71.89	B1	23	
25	369	Kurabalakota Paarthu Sai	C	Tungabhadra	37.5	93.75	A1	34	85	A2	22	62.86	B2	12	34.29	D	27	77.14	B1				132.5	71.62	B1	25	
26	388	Eslavath Bharadwaj Naik	B	Penna	28.5	71.25	B1	36	90	A2	29	82.86	A2	13	37.14	D	26	74.29	B1				132.5	71.62	B1	25	
27	427	Chilakala Bhargav Reddy	A	Krishna	28	70	B2	39	97.5	A1	18	51.43	C1	14	40.00	D	33	94.29	A1				132	71.35	B1	27	
28	381	B Bharath Kumar Reddy	B	Tungabhadra	27	67.5	B2	38	95	A1	21	60.00	C1	17	48.57	C2	28	80.00	B1				131	70.81	B2	28	
29	413	Sheikh Mueez	C	Tungabhadra	35	87.5	A2	32	80	B1	24	68.57	B2	11	31.43	E	29	82.86	A2				131	70.81	B2	28	Fail in CHEM
30	375	Karanam Krishnasumanth	B	Krishna	29.5	73.75	B1	31	77.5	B1	19	54.29	C1	20	57.14	C1	29	82.86	A2				128.5	69.46	B2	30	
31	362	Vajje Venu	B	Godavari	34	85	A2	36	90	A2	20	57.14	C1	6	17.14	E	32	91.43	A1				128	69.19	B2	31	Fail in CHEM
32	429	V Manish	B	Tungabhadra	30	75	B1	26	65	B2	30	85.71	A2	12	34.29	D	30	85.71	A2				128	69.19	B2	31	
33	371	Manish Kumar Mehra	C	Krishna	29.5	73.75	B1	34	85	A2	17	48.57	C2	16	45.71	C2	30	85.71	A2				126.5	68.38	B2	33	
34	331	Kishore Bhashkar	C	Krishna	36	90	A2	24	60	C1	26	74.29	B1	14	40.00	D	26	74.29	B1				126	68.11	B2	34	
35	366	Desai Sai Sandesh Reddy	B	Godavari	30	75	B1	33	82.5	A2	21	60.00	C1	8	22.86	E	34	97.14	A1				126	68.11	B2	34	Fail in CHEM
36	377	Dammalapati Radha Madhav	A	Tungabhadra	36	90	A2	32	80	B1	17	48.57	C2	16	45.71	C2				24	68.57142857	B2	125	67.57	B2	36	
37	392	Sahil Ranjan	C	Penna	28.5	71.25	B1	31	77.5	B1	18	51.43	C1	18	51.43	C1	29	82.86	A2				124.5	67.30	B2	37	
38	397	Harish	B	Tungabhadra	36.5	91.25	A1	24	60	C1	22	62.86	B2	12	34.29	D	29	82.86	A2				123.5	66.76	B2	38	
39	339	Himanshu Kumar	C	Krishna	31	77.5	B1	33	82.5	A2	21	60.00	C1	9	25.71	E	29	82.86	A2				123	66.49	B2	39	Fail in CHEM
40	325	Nivas Kumar	C	Tungabhadra	33.5	83.75	A2	25	62.5	B2	18	51.43	C1	19	54.29	C1	26	74.29	B1				121.5	65.68	B2	40	
41	363	Sammeta Nagasai Rohith	A	Krishna	31.5	78.75	B1	29	72.5	B1	25	71.43	B1	14	40.00	D				21	60	C1	120.5	65.14	B2	41	
42	405	T Dhanush Kumar Reddy	C	Penna	30.5	76.25	B1	27	67.5	B2	22	62.86	B2	12	34.29	D	29	82.86	A2				120.5	65.14	B2	41	
43	394	R Vikram	C	Godavari	35	87.5	A2	31	77.5	B1	6	17.14	E	17	48.57	C2	29	82.86	A2				118	63.78	B2	43	Fail in PHYS
44	420	Banka Sannihith	A	Penna	30	75	B1	23	57.5	C1	26	74.29	B1	17	48.57	C2				21.5	61.42857143	B2	117.5	63.51	B2	44	
45	387	Gautam Kumar Singh	C	Krishna	28	70	B2	27	67.5	B2	17	48.57	C2	18	51.43	C1	27	77.14	B1				117	63.24	B2	45	
46	390	Banavath Saikumar	C	Godavari	35	87.5	A2	25	62.5	B2	15	42.86	C2	11	31.43	E	30	85.71	A2				116	62.70	B2	46	Fail in CHEM
47	518	Bumula Akshaya	B	Godavari	30	75	B1	23	57.5	C1	25	71.43	B1	8	22.86	E	30	85.71	A2				116	62.70	B2	46	Fail in CHEM
48	438	M Niranjana Reddy	A	Tungabhadra	25	62.5	B2	23	57.5	C1	25	71.43	B1	17	48.57	C2				24.5	70	B2	114.5	61.89	B2	48	
49	333	Prabhala Sai Srikar Revanth	A	Tungabhadra	30	75	B1	34	85	A2	12	34.29	D	14	40.00	D				23.5	67.14285714	B2	113.5	61.35	B2	49	
50	395	N.Akhilanandan	B	Krishna	28.5	71.25	B1	29	72.5	B1	10	28.57	E	17	48.57	C2	29	82.86	A2				113.5	61.35	B2	49	Fail in PHYS
51	428	Daripalli Bharath Kumar	C	Penna	25	62.5	B2	29	72.5	B1	15	42.86	C2	12	34.29	D	32	91.43	A1				113	61.08	B2	51	

SAINIK SCHOOL KALIKIRI

MARKS STATEMENT OF PERIODIC II- 2023-24;CLASS XII

Sl No	Roll No	Name	Sec	House	English			MATHS			PHYS			CHEM			COMP			BIO			Total			Rank	Comments
					Marks	%	Grades	Marks	%	Grades	Marks	%	Grades	Marks	%	Grades	Marks	%	Grades	Marks	%	Grades	Marks	%	Grades		
52	434	M Venkata Sainadh Reddy	C	Penna	28	70	B2	28	70	B2	15	42.86	C2	14	40.00	D	28	80.00	B1				113	61.08	B2	51	
53	425	Puneet Kumar	B	Tungabhadra	25	62.5	B2	30	75	B1	16	45.71	C2	14	40.00	D	27	77.14	B1				112	60.54	C1	53	
54	373	Kunapuli Tiruvardhan Naidu	A	Tungabhadra	31.5	78.75	B1	18	45	C2	21	60.00	C1	13	37.14	D				27	77.14285714	B1	110.5	59.73	C1	54	
55	354	Rajiv Ranjan Singh	B	Godavari	28	70	B2	27	67.5	B2	17	48.57	C2	9	25.71	E	28	80.00	B1				109	58.92	C1	55	Fail in CHEM
56	355	Vikash Raj	C	Krishna	26.5	66.25	B2	29	72.5	B1	13	37.14	D	8	22.86	E	30	85.71	A2				106.5	57.57	C1	56	Fail in CHEM
57	402	Mudaath Sai Jashwanth	C	Godavari	34	85	A2	13	32.5	E	13	37.14	D	12	34.29	D	30	85.71	A2				102	55.14	C1	57	Fail in MATHS
58	338	Samir Kumar	B	Godavari	33	82.5	A2	13	32.5	E	15	42.86	C2	12	34.29	D	27	77.14	B1				100	54.05	C1	58	Fail in MATHS
59	359	Shiwans Sagar	A	Krishna	32	80	B1	20	50	C2	16	45.71	C2	14	40.00	D				17.5	50	C2	99.5	53.78	C1	59	
60	403	Rathod Siddharth	A	Krishna	34.5	86.25	A2	8	20	E	12	34.29	D	13	37.14	D	32	91.43	A1				99.5	53.78	C1	59	Fail in MATHS
61	399	Rathod Harshith	B	Krishna	26	65	B2	18	45	C2	14	40.00	D	8	22.86	E	33	94.29	A1				99	53.51	C1	61	Fail in CHEM
62	409	Ashish Kumar	C	Tungabhadra	26	65	B2	27	67.5	B2	19	54.29	C1	3	8.57	E	23	65.71	B2				98	52.97	C1	62	Fail in CHEM
63	344	Ashish Kumar	A	Penna	26.5	66.25	B2	31	77.5	B1	15	42.86	C2	8	22.86	E				17	48.57142857	C2	97.5	52.70	C1	63	Fail in CHEM
64	410	Sagar Kumar	B	Godavari	25	62.5	B2	19	47.5	C2	23	65.71	B2	5	14.29	E	25	71.43	B1				97	52.43	C1	64	Fail in CHEM
65	426	Ankit Singh Rathour	A	Godavari	25.5	63.75	B2	34	85	A2	18	51.43	C1	3	8.57	E				14.5	41.42857143	C2	95	51.35	C1	65	Fail in CHEM
66	356	Md Ayan	B	Penna	34	85	A2	20	50	C2	13	37.14	D	7	20.00	E				20.5	58.57142857	C1	94.5	51.08	C1	66	Fail in CHEM
67	416	Siripalla Lakshmi Kanth	C	Penna	24.5	61.25	B2	14	35	D	16	45.71	C2	9	25.71	E	31	88.57	A2				94.5	51.08	C1	66	Fail in CHEM
68	370	M Dixit Kumar Reddy	B	Godavari	34	85	A2	14	35	D	13	37.14	D	4	11.43	E	28	80.00	B1				93	50.27	C2	68	Fail in CHEM
69	422	Konda Yaswanth Reddy	C	Godavari	28.5	71.25	B1	10	25	E	21	60.00	C1	4	11.43	E	27	77.14	B1				90.5	48.92	C2	69	Fail in MATHS,CHEM
70	393	Mooram Venkata Gangadhar Reddy	B	Tungabhadra	31	77.5	B1	9	22.5	E	16	45.71	C2	4	11.43	E	27	77.14	B1				87	47.03	C2	70	Fail in MATHS,CHEM
71	424	Yeduru Vikas Reddy	C	Penna	24.5	61.25	B2	6	15	E	16	45.71	C2	6	17.14	E	32	91.43	A1				84.5	45.68	C2	71	Fail in MATHS,CHEM
72	436	S Sandeep Kumar	A	Krishna	24	60	C1	12	30	E	9	25.71	E	6	17.14	E	30	85.71	A2				81	43.78	C2	72	Fail in MATHS,PHYS,CHEM
73	407	Sandeep Jat	B	Krishna	27	67.5	B2	5	12.5	E	11	31.43	E	11	31.43	E	25	71.43	B1				79	42.70	C2	73	Fail in MATHS,PHYS,CHEM
74	401	Kuragala Lokesh	B	Tungabhadra	26.5	66.25	B2	11	27.5	E	12	34.29	D	6	17.14	E	23	65.71	B2				78.5	42.43	C2	74	Fail in CHEM
75	418	Tanikonda Rohit Raja	B	Godavari	25	62.5	B2	6	15	E	14	40.00	D	5	14.29	E	22	62.86	B2				72	38.92	D	75	Fail in CHEM
76	415	Shuvam Kumar	B	Godavari	24.5	61.25	B2	5	12.5	E	10	28.57	E	7	20.00	E	24	68.57	B2				70.5	38.11	D	76	Fail in MATHS,PHYS,CHEM
77	408	Saurav Kumar	A	Tungabhadra	30	75	B1	4	10	E	17	48.57	C2	5	14.29	E				13	37.14285714	D	69	37.30	D	77	Fail in MATHS,CHEM
AVERAGE					31.23	78.08442		27.06	67.66		20.84	59.55		13.03	37.22		29.42	84.06		21.62	61.76		143.206	77.41			

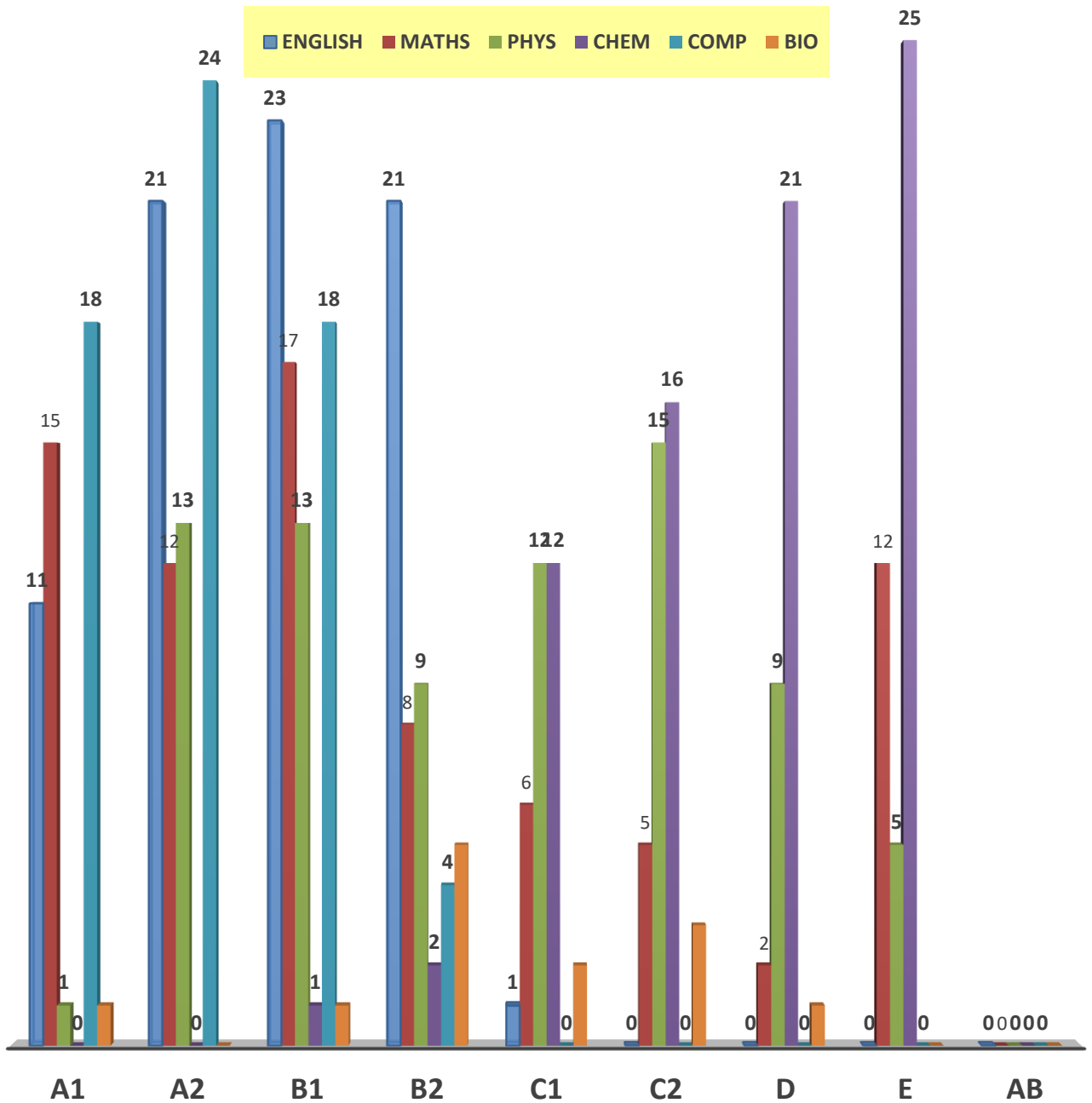
SAINIK SCHOOL KALIKIRI

CLASS XII SUBJECT WISE ANALYSIS OF PT-2



SUB	A1	A2	B1	B2	C1	C2	D	E	AB
ENGLISH	11	21	23	21	1	0	0	0	0
MATHS	15	12	17	8	6	5	2	12	0
PHYS	1	13	13	9	12	15	9	5	0
CHEM	0	0	1	2	12	16	21	25	0
COMP	18	24	18	4	0	0	0	0	0
BIO	1	0	1	5	2	3	1	0	0
OVERALL	0	8	19	25	15	7	3	0	0

SUBJECT WISE ANALYSIS



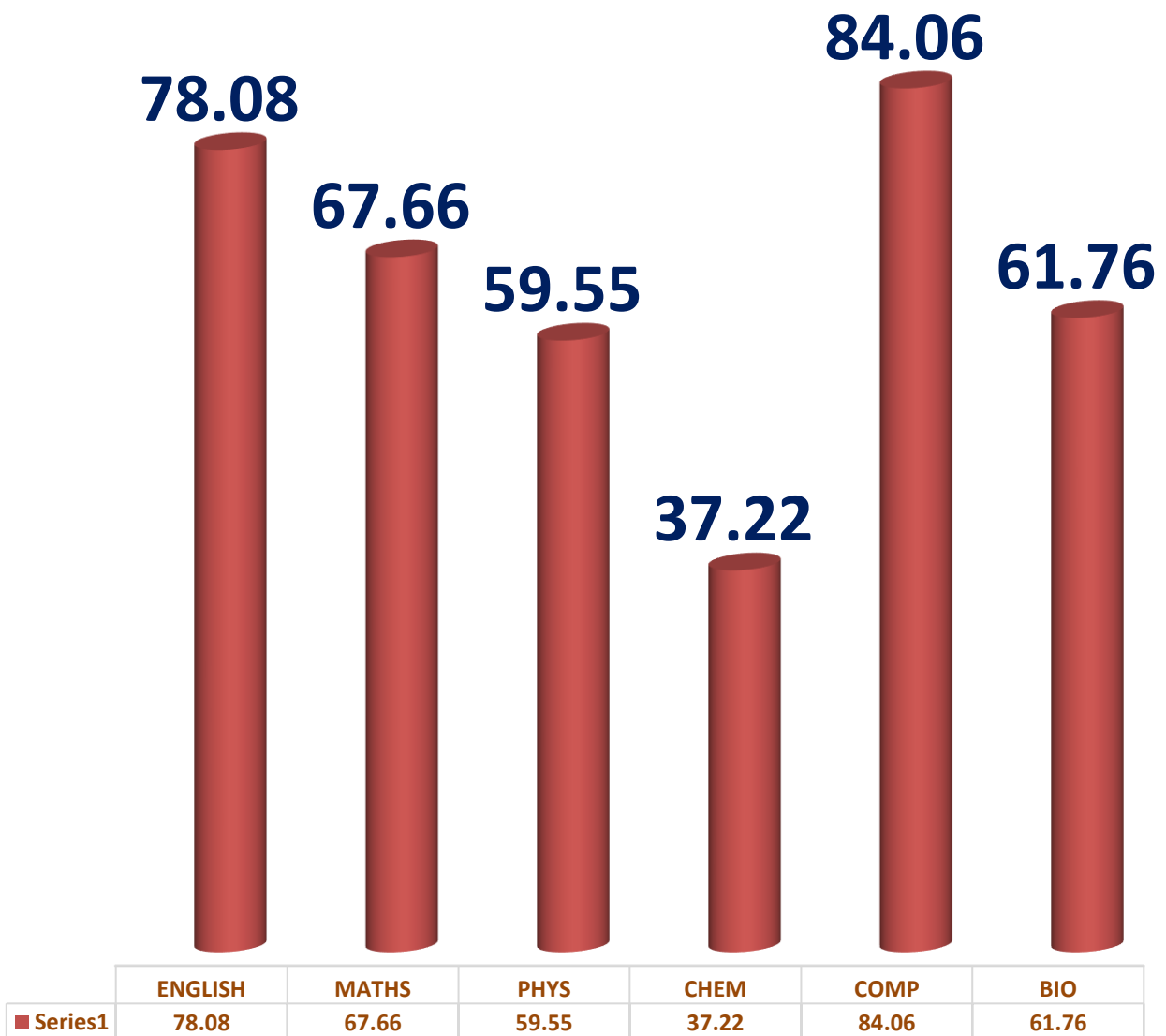
SAINIK SCHOOL KALIKIRI

CLASS XII SUBJECT AVERAGE ANALYSIS OF PT-2



SUB	AVG %
ENGLISH	78.08
MATHS	67.66
PHYS	59.55
CHEM	37.22
COMP	84.06
BIO	61.76
OVERALL	77.41

SUBJECT AVERAGE %



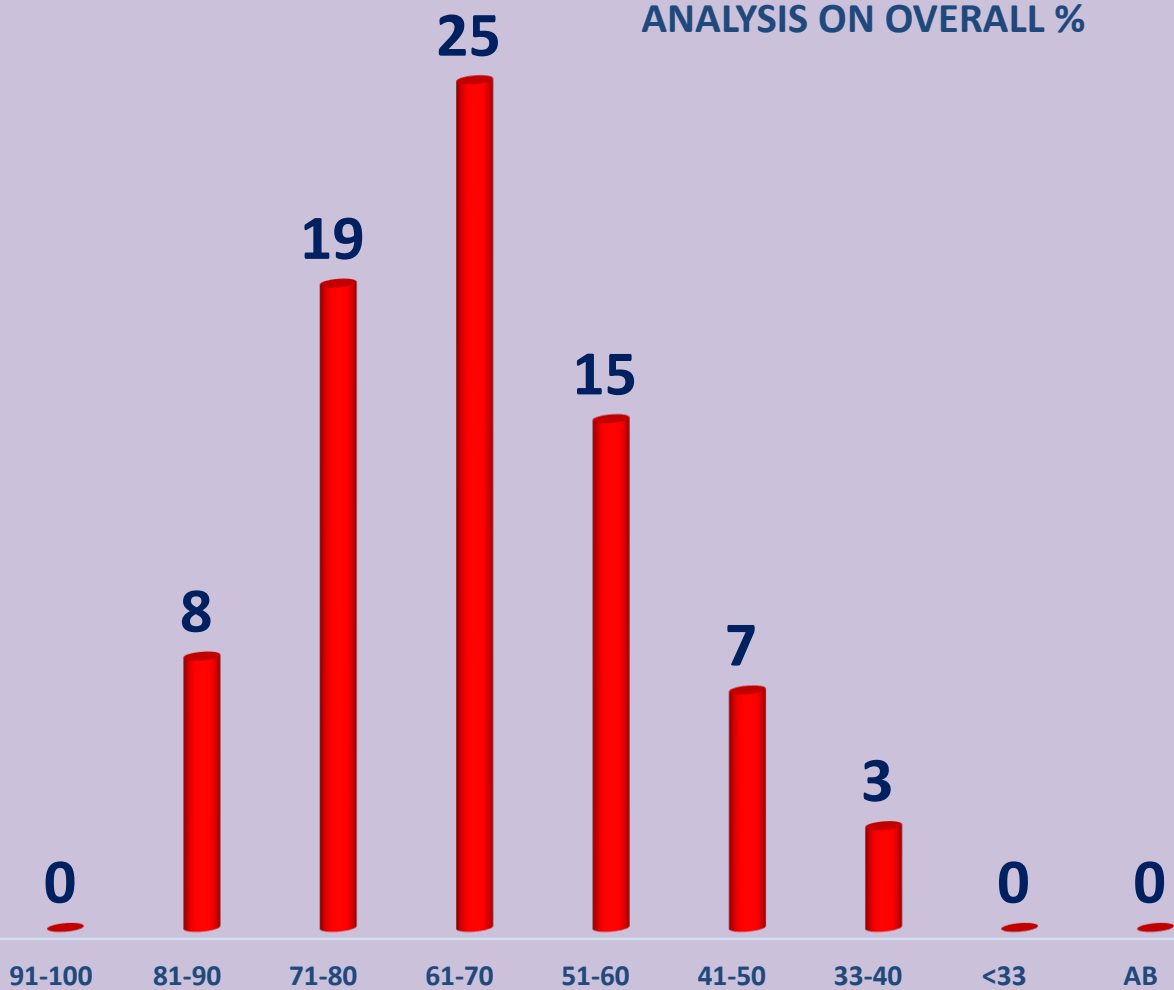
SAINIK SCHOOL KALIKIRI

CLASS XII OVERALL PERCENTAGE ANALYSIS OF PT-2



% RANGE	GRADE	NO OF CADETS
91-100	A1	0
81-90	A2	8
71-80	B1	19
61-70	B2	25
51-60	C1	15
41-50	C2	7
33-40	D	3
<33	E	0
AB	AB	0
TOTAL		77

ANALYSIS ON OVERALL %



PT-II PERCENTAGE COMPARISON SECTION WISE

SUB	XII A	XII B	XII C
ENGLISH	75.63	77.46	79.96
MATHS	64.69	63.92	72.82
PHYS	56.25	59.24	61.57
CHEM	37.14	33.62	40.74
COMP/BIO	90.71	82.56	84.61
OVERALL	61	63.6	68.4

